

2017



WEEK

15



EFL

ELITE FOOTBALL LEAGUE

In our 11th season and still going strong!

January 28, 2018

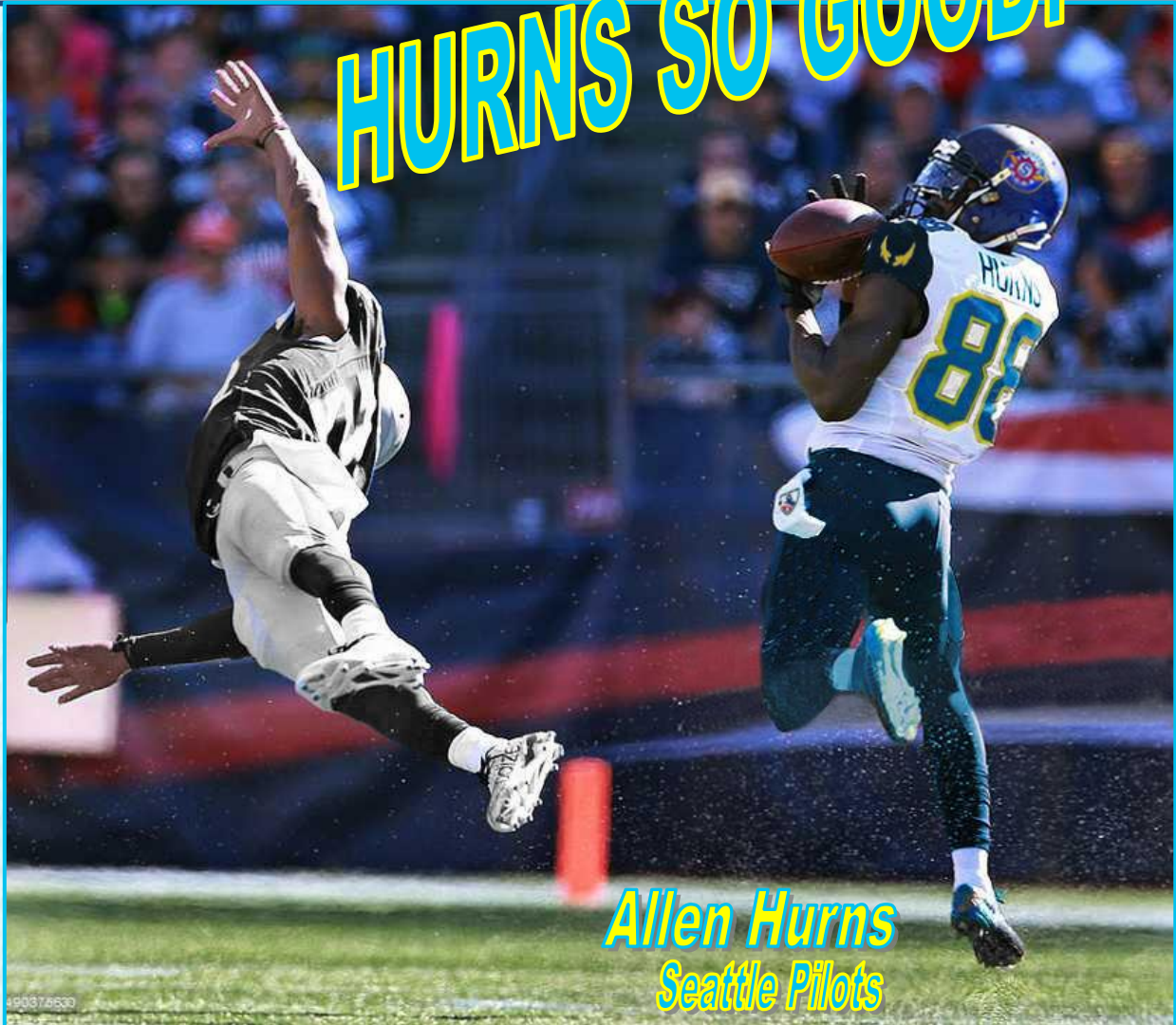
2017



WEEK

15

HURNS SO GOOD!



Allen Hurns
Seattle Pilots

Allen Hurns hauls in a pass near the sideline as Convicts' corner *Jeremy Lane* stretches in vain to defend it. Hurns would cover the remaining 8 yards unchecked to the end zone for his second TD catch of the game. It was a career day for Hurns, who finished with 10 catches and 131 yards as the Pilots stunned Chino at the Big House, 37-13.

EAST



CENTRAL



WEST



NORTH



COASTAL



SOUTH



Who was slick
in Week
Fifteen?

"Brylcreem" THE
EFL'S FIRST SPONSOR



Doug Baldwin
WR
Sebastian
Swordfish

8 rec., 179 yds., 4 TDs. He was the
points guy in aerial blitz vs Cowtown.



Willie Young
OLB
Aurora
Mustangs

7 T, 4 Sacks, 3 HUR, 2 FF. 2nd
straight 4-sack game shut down Fire.



OFFENSIVE PLAY OF THE WEEK

4th Qtr, 0:06 left, **Philip Rivers** (PIC) checks to **Breshad Perriman** for 11-yard tying TD at the gun.



GAME CENTER 2017 Week Fifteen

GAME BLITZ!

By Chris Sherman



DEFENSIVE PLAY OF THE WEEK

4th Qtr, Iowa clinging to 10-7 lead, **Xavier Rhodes** (ICC) picked off **A. Dalton** (LAK) for 65-yard TD.

	42	The Mustangs charged out of the gate with 3 TDs on their 1 st 3 possessions, the 3 rd after a successful inside kick, to take a 21-3 lead in the 1 st . Aurora did not let up, but a 4 th & 3 miss at mid-field did set up a Mohave TD to make it briefly 21-10, before Julian Edelman caught his 2 nd of 3 TDs to make it 28-10 at half time. A slower-paced 2 nd half saw the Mustangs finish off the rout with a fumble return TD.
	17	
	23	Travis Kelce broke free for a 36-yard cross to set up a 7-yard TD run by Leonard Fournette for a 10-3 Bombers lead. The Glads came alive in the 2 nd half when LeSean McCoy's 61-yard run to the Bruxelles 10 set up an 8-yard TD pass to McCoy 2 plays later to give them a 13-10. McCoy scored on a 23-yard run to end the 3 rd and the Glads' defence bottled up the Bombers the rest of the way.
	10	
	17	A slow-moving game was jump-started when a high snap from Beau Brinkley set up the first of 2 Jonathan Stewart TD runs to make it 13-0 Brooklin. The Regs struck before the half on a 42-yard TD pass to Ted Ginn and opened the 2 nd half with a FG to pull within 3. But the Hawks took flight for the win on a 38-yard run by Stewart to set-up a 17-yard TD pass to Evan Engram and Stewart's second TD run.
	27	
	14	Dalvin Cook's 27-yard run set up a 1-yard Frank Gore TD and Steven Hauschka salvaged a red zone trip with a FG to give the Chargers a 9-0 lead. The Wolverines scored on a DeMarco Murray run before the half then started the 3 rd with passes of 58 and 20 yards to Tyreek Hill, the last a TD to make it 14-9. Morris Claiborne's pick set up a Charger FG in the 3 rd and Hauschka nailed the game-winner with no time left.
	15	
	17	Blake Bortles scrambled for 34 yards to set up a 1-yard John Kuhn TD run to draw first blood late in the 1 st . But the Triumph seized the momentum on a 52-yard quick out to Antonio Brown that led to the tying score and a 75-yard long out to James White with 0:27 left in the 1 st half. A tight 2 nd half broke for the Triumph when a bad Pats' snap on a punt led to a 28-yard TD to Brown and the D held off the Pats rally.
	24	
	33	The Cadillac started in high gear with safety Jabrill Peppers delivering a 67-yard pick-six and Matt Stafford setting up a pair of TDs with big plays to Jordy Nelson and Kenny Britt for a 23-10 lead. But with Pat Mahomes II in the game for an injured Derek Carr, the Violators came back in the 2 nd half with steady running by Mark Ingram and 2 big plays to Amari Cooper for TDs to steal the win and clinch their division.
	30	
	37	After both teams turned big runs into TDs in the 1 st , the Pilots took off in the 2 nd when KR, Alex Erickson fumbled at his own 19 and Eli Manning hit Allen Hurns for a TD on the next play. Marshon Lattimore's pick then set up an easy FG to make it 20-7 Seattle at the half. Seattle kept up the pace in the 2 nd half with a Khalil Mack pick leading to a TD and a Brice McCain pick-six rounding out the stunning rout.
	13	
	38	Jameis Winston challenged the Cowtown secondary and came out on top, connecting with Doug Baldwin and Odell Beckham Jr 13 times for 274 and 4 TDs – all to Baldwin – to lead his team to a surprisingly easy win. It started early with a 28-yard TD pass to Baldwin in the 1 st and did not stop. The Corn Kings missed 10 tackles, were penalized 10 times and Joe Flacco could not keep pace.
	24	
	28	Carlos Hyde churned out 47 all-purpose yards and scored from 3 yards out on the game's opening drive to give the Lizards an early lead. Hyde added two more TDs, including a 20-yarder, before half time, taking advantage of a Scarborough D focused on TY Hilton. The Eagles tired to spark their offence by going for it 6 times on 4 th down, but did not score a TD until the 4 th . Durham takes control of the North with the win.
	9	
	21	This was a tight game that would be decided in OT. Zay Jones turned a WR screen into a 57-yard TD to ignite a back-and-forth battle that tilted Budapest's way with an 84-yard run by David Johnson to set up the go-ahead TD in the 4 th . But Pickering sent the game to OT on a 10-yard TD pass to Breshad Perriman with no time left in the 4 th , only to lose to a Brandon Marshall TD catch on the Stars' 2 nd possession of OT.
	27	
	3	After a pair of three-and-outs to start the game, Tom Brady got in a rhythm in the 2 nd quarter, connecting on 10 consecutive passes and tossing TD passes of 10 and 19 yards to Delanie Walker and Zach Ertz for a 14-0- lead. New Jersey got on the board before the half with a FG after their longest drive of the day. NJ offered no resistance in the 2 nd half while York played conservatively to preserve the win.
	17	
	7	Marqise Lee caught passes of 33 and 44 yards to set up his own 9-yard TD and a Justin Tucker FG to give the Cubs a 10-7 edge at half time. In the 2 nd half the Knights continued to depend on the running of Le'Veon Bell, but a 4-yard stuff on 4 th & 4 at the Cubs'16 lost momentum. The Cubs then exploded for 21 points in the 4 th – all of them set up by INTs – starting with a 65-yard pick-six by Xavier Rhodes.
	31	

MUSTANGS



42

PASSING: Matt Ryan, 23 of 37, 359 yds, 5 TDs, 0 INT
RUSHING: Rashad Jennings, 12C, 32yds, (2.7), 0 TD
RECEIVING: Davante Adams, 5 for 102 yds, 28LG, 0 TD
DEFENCE: Willie Young, 7 T, 4 SK, 3 HUR, 2 FF
KICKING: Wil Lutz, 6 of 6 XPA, 0 of 1 FGA, 6 Pts

HELLFIRE



17

PASSING: Andrew Luck, 12 of 23, 144yds, 1 TD, 0 INT
RUSHING: Andrew Luck, 5C, 49yds, (9.8), 0 TD
RECEIVING: Julio Jones, 4 for 75 yds, 31LG, 0 TD
DEFENCE: Bruce Irvin, 6T, 1 SK, 1 STF, 1 HUR
KICKING: Sebastian Janikowski, 2 of 2XPA, 1 of 2 FGA, 5 Pts

01-28-2018 The Fiery Depths Temp: 80 Wind: Calm None MVP: **Matt Ryan**

	1	2	3	4	Tot
2016 Aurora (15-0)	21	7	7	7	42
2016 Mohave (7-8)	3	7	0	7	17

Scoring Summary

1 12:28 Aurora	TD Ryan 23 pass to Rudolph (Lutz) (6-75-2:32)	7-0
1 10:16 Mohave	FG Janikowski 45 (8-37-1:59)	7-3
1 5:59 Aurora	TD Ryan 8 pass to Edelman (Lutz) (9-79-4:09)	14-3
1 4:35 Aurora	TD Ryan 43 pass to Coates (Lutz) (4-55-1:16)	21-3
2 5:46 Mohave	TD Luck 9 pass to Woods (Janikowski) (4-52-3:01)	21-10
2 1:02 Aurora	TD Ryan 14 pass to Edelman (Lutz) (10-63-4:38)	28-10
3 1:16 Aurora	TD Ryan 38 pass to Edelman (Lutz) (2-34-0:54)	35-10
4 11:34 Mohave	TD Cook 3 pass to Robinson (Janikowski) (10-60-4:42)	35-17
4 2:05 Aurora	TD Reddick 40 yd fumble recovery (Lutz)	42-17

	AUR	MOH
First Downs	19	20
Rushes	23-69	25-116
Passes	37-23-359	40-21-208
Sacked	3-28	5-46
Fumble	0	4
Penalties	12-86	7-50
Turnovers	0	2
Missed Tackles	4	7
Blitzes	35	9
Time	28:54	31:06
Third Down	6-14	4-15
Fourth Down	1-4	3-6
Red Att/Td/Fg	2/2/0	3/2/0
Net Offense	400	278

GLADIATORS



23

PASSING: Ben Roethlisberger, 20 of 27, 210yds, 1 TD, 0 INT
RUSHING: LeSean McCoy, 20C, 140yds, (7.0), 1 TD
RECEIVING: Jarvis Landry, 6 for 110yds, 32LG, 1 TD
DEFENCE: Malcom Brown, 4T, 1SK, 1 FF
KICKING: Cairo Santos, 2 of 2 XPA, 3 of 4 FGA, 11 pts

BOMBERS



10

PASSING: Marcus Mariota, 10 of 25, 128 yds, 0 TD, 0 INT,
RUSHING: Leonard Fournette, 11C, 42yds, (3.8), 1TD
RECEIVING: Travis Kelce, 4 for 72yds, 36LG, 0 TD
DEFENCE: Bud Dupree, 8T, 1 SK, 1 HUR
KICKING: Chandler Cantanzaro, 1 of 1 XPA, 1 of 1 FGA, 4 pts

01-28-2018 The Fortress Temp: 77 Wind: MVP: **LeSean McCoy**

	1	2	3	4	Tot
2016 Georgia (6-9)	3	3	14	3	23
2016 Bruxelles (12-3)	0	10	0	0	10

Scoring Summary

1 6:08 Georgia	FG Santos 37 (12-59-7:07)	3-0
2 8:38 Bruxelles	FG Catanzaro 38 (13-51-7:11)	3-3
2 2:20 Bruxelles	TD Fournette 7 run (Cantanzaro) (11-75-5:01)	3-10
2 0:00 Georgia	FG Santos 48 (8-45-2:17)	6-10
3 12:19 Georgia	TD Roethlisberger 8 pass to McCoy (Santos) (5-75-2:41)	13-10
3 0:00 Georgia	TD McCoy 23 run (Santos) (4-49-2:12)	20-10
4 2:46 Georgia	FG Santos 28 (19-66-9:54)	23-10

	GEO	BRX
First Downs	18	10
Rushes	38-183	21-90
Passes	27-20-210	25-10-128
Sacked	1-9	2-13
Fumble	1	1
Penalties	5-36	10-86
Turnovers	0	0
Missed Tackles	4	8
Blitzes	10	33
Time	35:48	24:12
Third Down	8-17	4-12
Fourth Down	1-1	0-2
Red Att/Td/Fg	5/1/2	2/1/1
Net Offense	384	205

REGULATORS



17

PASSING: Kirk Cousins, 20 of 37, 294 yds, 2 TDs, 1 INT
RUSHING: Zach Zenner, 1C, 15yds, (15.0), 0 TD
RECEIVING: Ted Ginn Jr, 6 for 90yds, 42LG, 1 TD
DEFENCE: Star Lotulelei, 4T, 1 PD, 2 STF, 1 HUR, 1 FF
KICKING: Jason Myers, 2 of 2 XPA, 1 of 1 FGA, 5 Pts

HAWKS



27

PASSING: Alex Smith, 20 of 29, 240 yds, 1 TD, 0 INT
RUSHING: Jonathan Stewart, 27C, 177ds, (6.6), 2 TDs
RECEIVING: DeAndre Hopkins, 5 for 75, 39LG, 0 TD
DEFENCE: Markus Golden, 5 T, 2 SK, 1 STF, 2 FF
KICKING: Cody Parkey, 3 of 3 XPA, 2 of 2 FGA, 9pts

01-28-2018 Optimist Park Temp: 37 Wind: Calm None MVP: **Jonathan Stewart**

	1	2	3	4	Tot
2016 South Carolina (4-11)	0	7	3	7	17
2016 Brooklin (10-5)	3	10	0	14	27

Scoring Summary

1 7:30 Brooklin	FG Parkey 31 (13-62-7:26)	0-3
2 3:54 Brooklin	FG Parkey 25 (11-57-6:04)	0-6
2 2:01 Brooklin	TD Stewart 12 run (Parkey) (2-11-0:40)	0-13
2 0:32 South Carolina	TD Cousins 42 pass to Ginn Jr. (Myers,J) (5-75-1:29)	7-13
3 8:09 South Carolina	FG Myers 36 (13-57-6:47)	10-13
4 14:12 Brooklin	TD Smith 17 pass to Engram (Parkey) (6-79-3:30)	10-20
4 11:27 Brooklin	TD Stewart 18 run (Parkey) (5-67-1:49)	10-27
4 2:33 South Carolina	TD Cousins 28 pass to Stewart (Myers,J) (6-72-1:50)	17-27

	SC	BRH
First Downs	17	24
Rushes	11-18	38-196
Passes	37-20-294	29-20-240
Sacked	3-20	0-0
Fumble	3	2
Penalties	4-28	7-40
Turnovers	1	1
Missed Tackles	12	5
Blitzes	6	5
Time	22:06	37:54
Third Down	2-10	9-14
Fourth Down	0-2	0-0
Red Att/Td/Fg	2/0/1	8/3/2
Net Offense	292	436

WOLVERINES



14

PASSING: Ryan Tannehill, 14 of 26, 189 yds, 1 TD, 2 INTs
RUSHING: DeMarco Murray, 18C, 55yds, (3.1), 1 TD
RECEIVING: Tyreek Hill, 6 for 115yds, 58LG, 1 TD
DEFENCE: Taco Charlton, 8 T, 1 STF
KICKING: Zane Gonzalez 2 of 2 XPA, 0 of 1 FGA, 2 pts

CHARGERS



15

PASSING: Carson Wentz, 13 of 24, 148 yds, 0 TD, 0 INT
RUSHING: Dalvin Cook, 24C, 106yds, (4.4), 0 TD
RECEIVING: Michael Thomas, 6 for 82yds, 20LG, 0 TD
DEFENCE: Eddie Vanderdoes, 7T, 2 SK,
KICKING: Steven Hauschka 0 of 1 XPA, 3 of 3 FGA, 10pts

01-28-2018 St. Charles Stadium Temp: 72 Wind: MVP: Dalvin Cook		TOR	STC
	1 2 3 4 Tot	First Downs	15 19
2017 Toronto (3-12)	0 7 7 0 14	Rushes	25-103 40-183
2017 St. Charles (6-9)	9 0 3 3 15	Passes	26-14-189 24-13-148
Scoring Summary		Sacked	4-32 0-0
1 12:05 St. Charles	TD Gore 1 run (no good) (7-75-2:55)	Fumble	0 1
		Penalties	3-24 4-20
1 1:49 St. Charles	FG Hauschka 34 (16-64-8:38)	Turnovers	2 1
		Missed Tackles	11 6
2 0:21 Toronto	TD Murray 3 run (Gonzalez) (14-76-5:33)	Blitzes	1 13
		Time	27:48 32:12
3 13:12 Toronto	TD Tannehill 20 pass to Hill (Gonzalez) (3-75-1:48)	Third Down	5-13 7-15
		Fourth Down	1-1 0-0
3 6:35 St. Charles	FG Hauschka 23 (6-40-2:28)	Red Att/Td/Fg	4/2/0 4/1/3
		Net Offense	260 331
4 0:00 St. Charles	FG Hauschka 31 (10-42-3:00)		


PATRIOTS



17

PASSING: Blake Bortles, 22 of 39, 235 yds, 1 TD, 2 INTs
RUSHING: Blake Bortles, 2C, 41yds, (20.5) 0 TD
RECEIVING: Duke Johnson Jr, 8 for 28 yds, 5LG, 1 TD
DEFENCE: Nick Perry, 5T, 1 SK, 1 PD, 1 HUR 1 INT (0yds)
KICKING: Ryan Succop, 2 of 2 XPA, 1 of 2 FGA, 5 Pts

TRIUMPH




24

PASSING: Carson Palmer, 15 of 36, 275 yds, 3 TDs, 1 INT
RUSHING: Melvin Gordon, 24C, 93yds, (3.9), 0 TD
RECEIVING: Antonio Brown, 4 for 103yds, 53LG, 1 TD
DEFENCE: Danielle Hunter, 2 T, 2 SK,
KICKING: Roberto Aguayo, 3 of 3 XPA, 1 of 2 FGA, 6 Pts

01-28-2018 Willhalla Stadium Temp: 70 Wind: MVP: Carson Palmer		CHP	TCT
	1 2 3 4 Tot	First Downs	16 18
2016 Charleswood (7-8)	7 3 0 7 17	Rushes	27-78 25-92
2016 Twin Cities (7-8)	0 14 3 7 24	Passes	39-22-235 36-15-275
Scoring Summary		Sacked	3-29 1-10
1 0:44 Charleswood	TD Kuhn 1 run (Succop) (12-72-7:33)	Fumble	1 1
		Penalties	6-51 4-28
2 5:44 Twin Cities	TD Palmer 6 pass to White (Aguayo) (5-69-2:33)	Turnovers	2 1
		Missed Tackles	9 7
2 0:46 Charleswood	FG Succop 32 (13-61-4:53)	Blitzes	15 4
		Time	33:41 26:19
2 0:27 Twin Cities	TD Palmer 75 pass to White (Aguayo) (1-75-0:19)	Third Down	8-18 6-15
		Fourth Down	1-3 1-2
3 9:27 Twin Cities	FG Aguayo 26 (17-67-5:30)	Red Att/Td/Fg	6/2/1 4/1/1
		Net Offense	284 357
4 9:09 Twin Cities	TD Palmer 28 pass to Brown (Aguayo) (1-28-0:10)		
4 6:00 Charleswood	TD Bortles 2 pass to Johnson Jr. (Succop) (6-50-1:26)		


VIOLATORS



33

PASSING: Pat Mahomes II, 14 of 32, 226 yds, 2 TDs, 1 INT
RUSHING: Mark Ingram, 28C, 131yds, (4.7), 2 TDs
RECEIVING: Amari Cooper, 5 for 140yds, 42 LG, 2 TDs
DEFENCE: Melvin Ingram, 5 T, 2 SK, 1 STF, 3 HUR
KICKING: Nick Folk, 3 of 4 XPA, 2 of 2 FGA, 9 Pts

CADILLAC



30

PASSING: Matt Stafford, 22 of 35, 270 yds, 2 TDs, 1 INT
RUSHING: Christine Michael, 13C, 57yds, (4.4) 0 TD
RECEIVING: Kenny Britt, 7 for 114yds, 58LG, 2 TDs
DEFENCE: Jabrill Peppers, 3 T, 1 HUR, 1 INT (67yds-TD)
KICKING: S. Gostkowski, 3 of 4 XPA, 1 of 1 FGA, 6 Pts

01-28-2018 Kelly-Burke Field Temp: 26 Wind: 5-15 None MVP: Amari Cooper		VV	ERI
	1 2 3 4 Tot	First Downs	24 19
2016 Virden (10-5)	3 7 10 13 33	Rushes	31-149 25-105
2017 Erieau (3-12)	13 10 7 0 30	Passes	34-15-240 35-22-270
Scoring Summary		Sacked	2-22 3-30
1 11:47 Erieau	TD Stafford 3 pass to Britt (Gostkowski) (6-73-3:06)	Fumble	0 1
		Penalties	6-50 8-104
1 6:45 Erieau	TD Peppers 67 interception return (no good)	Turnovers	1 2
		Missed Tackles	5 3
1 2:46 Virden	FG Folk 30 (9-63-3:56)	Blitzes	70 11
		Time	29:54 30:06
2 14:06 Virden	TD Ingram 4 run (Folk) (7-46-1:27)	Third Down	3-13 2-10
		Fourth Down	1-3 0-1
2 10:59 Erieau	TD Stafford 7 pass to Britt (Gostkowski) (7-75-3:07)	Red Att/Td/Fg	5/3/2 4/3/1
		Net Offense	367 345
2 1:30 Erieau	FG Gostkowski 21 (9-47-3:09)		
3 13:20 Virden	TD Mahomes II 42 pass to Cooper (Folk) (1-42-0:15)		
3 5:21 Virden	FG Folk 28 (11-65-5:48)		
3 0:56 Erieau	TD Kizer 6 run (Gostkowski) (11-75-4:25)		
4 12:07 Virden	TD Mahomes II 17 pass to Cooper (Folk) (1-17-0:08)		
4 0:58 Virden	TD Ingram 3 run (no good) (12-86-4:10)		

PILOTS



37

PASSING: Eli Manning, 16 of 36, 206 yds, 3 TDs, 0 INT
RUSHING: Bilal Powell, 22C, 137yds, (6.2), 0 TD
RECEIVING: Allen Hurns, 10 for 131yds, 23LG, 2 TDs
DEFENCE: Olivier Vernon, 5 T, 3 SK, 1 STF, 3 HUR, 1 FF
KICKING: Josh Lambo, 4 of 4 XPA, 3 of 3FGA, 13 Pts

CONVICTS



13

PASSING: Dak Prescott, 22 of 43, 210 yds, 1 TD, 3 INTs
RUSHING: Dak Prescott, 8C, 48yds, (6.0), 0 TD
RECEIVING: AJ Green, 9 for 124yds, 65LG, 1 TD
DEFENCE: Kiko Alonso, 14 T, 1 STF
KICKING: Dan Bailey, 1 of 1 XPA, 0 of 2 FGA, 1 pt

01-28-2018 The Big House Temp: 71 Wind: 10-20 None MVP: **Eli Manning**

	1	2	3	4	Tot
2016 Seattle (2-13)	7	13	10	7	37
2016 Chino (8-7)	7	0	0	6	13

Scoring Summary

1 8:41 Seattle	TD Manning 13 pass to Hurns (Lambo) (5-68-2:08)	7-0
1 4:14 Chino	TD Kelley 28 run (Bailey,D) (8-71-2:58)	7-7
2 14:56 Seattle	FG Lambo 25 (10-68-4:14)	10-7
2 14:41 Seattle	TD Manning 19 pass to Hurns (Lambo) (1-19-0:09)	17-7
2 0:29 Seattle	FG Lambo 29 (8-14-1:05)	20-7
3 8:58 Seattle	FG Lambo 30 (9-58-5:52)	23-7
3 6:13 Seattle	TD Manning 6 pass to Hollins (Lambo) (5-24-2:25)	30-7
4 7:41 Seattle	TD McCain 12 interception return (Lambo)	37-7
4 6:12 Chino	TD Prescott 65 pass to Green (2 - failed) (4-64-1:20)	37-13

	SEA	CHI
First Downs	18	16
Rushes	31-162	19-96
Passes	36-16-206	43-22-210
Sacked	0-0	6-34
Fumble	3	3
Penalties	11-84	10-77
Turnovers	1	5
Missed Tackles	4	4
Blitzes	8	5
Time	32:58	27:02
Third Down	4-15	4-15
Fourth Down	0-0	3-4
Red Att/Td/Fg	12/3/3	8/0/0
Net Offense	368	272

SWORDFISH



38

PASSING: Jameis Winston, 19 of 32, 355 yds, 4 TDs, 0 INT
RUSHING: CJ Anderson, 16C, 73yds, (4.6), 1 TD
RECEIVING: Doug Baldwin, 8 for 179yds, 38LG, 4 TDs
DEFENCE: Tramaine Brock, 3 T, 2 PD, 1 INT (0yds)
KICKING: Adam Vinatieri, 5 of 5 XPA, 1 of 1 FGA, 8 pts

CORN KINGS



24

PASSING: Joe Flacco, 31 of 50, 290 yds, 3 TDs, 1 INT
RUSHING: LeGarrette Blount, 10C, 42yds, (4.2), 0 TD
RECEIVING: Larry Fitzgerald, 8 for 71yds, 18LG, 1 TD
DEFENCE: Terence Newman, 6 T, 1 PD, 1 STF
KICKING: Nick Novak, 3 of 3 XPA, 1 of 2 FGA, 6 pts

01-28-2018 Tillman Field Temp: 34 Wind: 0-5 None MVP: **Doug Baldwin**

	1	2	3	4	Tot
2016 Sebastian (7-8)	7	14	10	7	38
2016 Cowtown (8-7)	0	10	0	14	24

Scoring Summary

1 5:29 Sebastian	TD Winston 26 pass to Baldwin (Vinatieri) (6-80-3:08)	7-0
2 14:42 Cowtown	FG Novak 20 (14-65-5:37)	7-3
2 9:06 Sebastian	TD Anderson 1 run (Vinatieri) (6-48-2:24)	14-3
2 5:56 Sebastian	TD Winston 15 pass to Baldwin (Vinatieri) (5-69-2:06)	21-3
2 0:32 Cowtown	TD Flacco 10 pass to Fitzgerald (Novak) (12-75-5:24)	21-10
3 11:13 Sebastian	FG Vinatieri 41 (9-55-3:33)	24-10
3 5:23 Sebastian	TD Winston 5 pass to Baldwin (Vinatieri) (9-75-3:31)	31-10
4 14:07 Cowtown	TD Flacco 3 pass to Evans (Novak) (11-75-6:16)	31-17
4 7:59 Sebastian	TD Winston 19 pass to Baldwin (Vinatieri) (4-74-2:35)	38-17
4 4:00 Cowtown	TD Flacco 1 pass to Evans (Novak) (11-87-3:52)	38-24

	SS	COW
First Downs	25	23
Rushes	28-107	17-73
Passes	32-19-355	50-31-290
Sacked	0-0	0-0
Fumble	1	0
Penalties	1-0	10-113
Turnovers	0	1
Missed Tackles	2	10
Blitzes	37	22
Time	29:14	30:46
Third Down	5-11	3-12
Fourth Down	0-3	3-3
Red Att/Td/Fg	6/4/1	5/3/1
Net Offense	462	363

T-LIZARDS



28

PASSING: Drew Brees, 11 of 20, 150yds, 1 TD, 0 INT
RUSHING: Carlos Hyde, 27C, 158yds, (5.9), 3 TDs
RECEIVING: Eric Decker, 3 for 46yds, 21LG, 0 TD
DEFENCE: Thomas Davis, 12 T, 1 PD, 1 STF
KICKING: Phil Dawson, 4 of 4 XPA, 4pts

BLUE EAGLES



9

PASSING: Aaron Rodgers, 29 of 51, 285yds, 1 TD, 0 INT
RUSHING: Jordan Howard, 16C, 74yds, (4.6), 0 TD
RECEIVING: Charles Sims, 10 for 85yds, 40LG, 0 TD
DEFENCE: Derrick Morgan., 4T, 1SK
KICKING: Mason Crosby, 1 of 1 FGA, 3 pts

01-28-2018 Bluffs Stadium Temp: 16 Wind: 10-20 None MVP: **Carlos Hyde**

	1	2	3	4	Tot
2016 Durham (9-5-1)	14	7	0	7	28
2016 Scarborough (9-5-1)	0	3	0	6	9

Scoring Summary

1 8:55 Durham	TD Hyde 3 run (Dawson) (10-66-5:44)	7-0
1 2:00 Durham	TD Hyde 2 run (Dawson) (12-58-6:26)	14-0
2 6:37 Durham	TD Hyde 20 run (Dawson) (10-87-6:51)	21-0
2 0:00 Scarborough	FG Crosby 41 (7-51-1:45)	21-3
4 9:56 Durham	TD Brees 26 pass to Boyd (Dawson) (5-41-2:36)	28-3
4 6:12 Scarborough	TD Rodgers 31 pass to Crowder (2 - failed) (10-74-3:37)	28-9

	DTL	SBE
First Downs	20	19
Rushes	34-169	23-93
Passes	20-11-150	51-29-285
Sacked	1-10	1-5
Fumble	0	0
Penalties	5-35	7-53
Turnovers	0	0
Missed Tackles	2	10
Blitzes	28	33
Time	31:31	28:29
Third Down	9-13	10-19
Fourth Down	0-0	2-6
Red Att/Td/Fg	3/3/0	0/0/0
Net Offense	309	373

SPARTANS



21

PASSING: Philip Rivers, 11 of 20, 154 yds, 2 TDs, 0 INT
RUSHING: Devonta Freeman, 24C, 113yds, (4.7), 1 TD
RECEIVING: Zay Jones, 2 for 65 yds, 57 LG, 1 TD
DEFENCE: Charles Harris, 7 T, 2 SK, 2 FF
KICKING: Caleb Sturgis, 3 of 3 XPA, 3 Pts

NORTH STARS



27

PASSING: Brian Hoyer, 17 of 25, 165yds, 3 TDs, 2 INTs
RUSHING: David Johnson, 33C, 226yds, (6.8), 0 TD
RECEIVING: Brandon Marshall, 5 for 59yds, 18 LG, 2 TDs
DEFENCE: Calais Campbell, 8 T, 2 STF
KICKING: J. Brown, 3 of 3 XPA, 3pts / Forbath 0 of 1 FGA

01-28-2018 Ferenc-Liszt Intl AP Temp: 59 Wind: 5-15 None MVP: **David Johnson**

	1	2	3	4	5	Tot
2016 Pickering (7-8)	7	7	0	7	0	21
2016 Budapest (12-3)	0	14	0	7	6	27

Scoring Summary

1 5:34 **Pickering** TD Rivers 57 pass to Jones (Sturgis) (2-54-1:12) 7-0

2 13:21 **Budapest** TD Hoyer 9 pass to Reed (Brown,J) (15-75-7:18) 7-7

2 10:05 **Pickering** TD Freeman 10 run (Sturgis) (6-75-3:16) 14-7

2 4:26 **Budapest** TD Hoyer 9 pass to Marshall (Brown,J) (11-71-5:34) 14-14

4 5:03 **Budapest** TD Taylor 1 run (Brown,J) (4-88-2:19) 14-21

4 0:00 **Pickering** TD Rivers 10 pass to Perriman (Sturgis) (11-60-4:56) 21-21

5 6:23 **Budapest** TD Hoyer 18 pass to Marshall 21-27

	PIC	BUD
First Downs	16	27
Rushes	30-128	48-298
Passes	20-11-154	25-17-165
Sacked	2-19	2-12
Fumble	2	2
Penalties	9-67	10-106
Turnovers	1	3
Missed Tackles	11	7
Blitzes	8	8
Time	28:27	40:10
Third Down	4-13	5-13
Fourth Down	1-1	2-2
Red Att/Td/Fg	3/2/0	5/4/0
Net Offense	263	451

WRECKING BALL



3

PASSING: Sam Bradford, 18 of 28, 146 yds, 0 TD, 0 INT
RUSHING: Alfred Blue, 5 C, 34yds, (6.8), 0 TD
RECEIVING: Michael Crabtree, 8 for 57yds, 9LG, 0 TD
DEFENCE: KJ Wright, 8T, 3 SK, 2 STF, 2 FF
KICKING: Chris Boswell, 1 of 2 FGA, 3 pts

EXCALIBURS



17

PASSING: Tom Brady, 19 of 26, 192 yds, 2 TDs, 0 INT
RUSHING: Eddie Lacy, 17C, 59 yds, (3.5), 0 TD
RECEIVING: Delanie Walker, 9 for 95yds, 14LG, 1 TD
DEFENCE: Jack Crawford, 6 T, 3 SK
KICKING: Graham Gano, 2 of 2 XPA, 1 of 1 FGA, 5 pts

01-28-2018 Camelot Temp: 54 Wind: Calm None MVP: **Delanie Walker**

	1	2	3	4	Tot
2017 New Jersey (1-14)	0	3	0	0	3
2016 York (7-8)	0	14	0	3	17

Scoring Summary

2 12:42 **York** TD Brady 10 pass to Walker (Gano) (9-68-4:25) 0-7

2 3:52 **York** TD Brady 19 pass to Ertz (Gano) (10-85-5:52) 0-14

2 0:04 **New Jersey** FG Boswell 24 (13-69-3:44) 3-14

4 10:34 **York** FG Gano 31 (12-56-6:23) 3-17

	NJ	YOR
First Downs	11	16
Rushes	20-75	27-77
Passes	38-21-179	26-19-192
Sacked	5-38	4-20
Fumble	0	2
Penalties	6-55	6-45
Turnovers	0	0
Missed Tackles	1	1
Blitzes	43	16
Time	26:12	33:48
Third Down	5-17	5-13
Fourth Down	2-3	0-0
Red Att/Td/Fg	1/0/1	3/2/1
Net Offense	216	249

KNIGHTS



7

PASSING: Andy Dalton, 12 of 30, 112 yds, 0 TD, 4 INTs
RUSHING: Le'Veon Bell, 34C, 172yds, (5.1), 1 TD
RECEIVING: Gary Barnidge, 6 for 68yds, 15LG, 0 TD
DEFENCE: Sean Lee, 7T, 1 PD, 1 STF
KICKING: Greg Zuerlein, 1 of 1 XPA, 0 of 1 FGA, 1 pt

CUBS



31

PASSING: Russell Wilson, 13 of 24, 222yds, 2 TDs, 0 INT
RUSHING: James Conner, 13C, 79yds, (6.1), 0 TD
RECEIVING: Marqise Lee, 5 for 105yds, 44LG, 1 TD
DEFENCE: Xavier Rhodes, 0 T, 1 PD, 1 INT(65yds-TD)
KICKING: Justin Tucker, 4 of 4 XPA, 1 of 4 FGA, 7 Pts

01-28-2018 Joe Ferguson Stadium Temp:44 Wind:0-5 None MVP: **Russell Wilson**

	1	2	3	4	Tot
2016 Los Angeles (8-7)	0	7	0	0	7
2016 Iowa City (11-4)	7	3	0	21	31

Scoring Summary

1 7:52 **Iowa City** TD Wilson 9 pass to Lee (Tucker) (10-80-5:01) 0-7

2 12:29 **Los Angeles** TD Bell 15 run (Zuerlein) (9-63-5:05) 7-7

2 0:00 **Iowa City** FG Tucker 33 (8-68-1:47) 7-10

4 13:18 **Iowa City** TD Rhodes 65 interception return (Tucker) 7-17

4 10:19 **Iowa City** TD Hill 1 run (Tucker) (6-13-1:48) 7-24

4 7:23 **Iowa City** TD Wilson 18 pass to Wallace (Tucker) (2-30-0:48) 7-31

	LAK	ICC
First Downs	17	20
Rushes	36-176	39-156
Passes	30-12-112	24-13-222
Sacked	1-8	0-0
Fumble	0	0
Penalties	4-30	6-49
Turnovers	4	0
Missed Tackles	9	5
Blitzes	25	3
Time	27:26	32:34
Third Down	4-14	3-13
Fourth Down	2-4	2-2
Red Att/Td/Fg	3/1/0	4/3/1
Net Offense	280	378

WEEK FIFTEEN

STANDINGS

PACIFIC CONFERENCE												
East	W	L	T	Pct	Pts	Ave	Opp	Ave	Diff	Home	Div	Conf
Bruxelles (z)	12	3	0	0.8	393	26.2	257	17.1	9.1	7 1 0	5 0 0	10 1 0
Brooklin (y)	10	5	0	0.667	360	24	242	16.1	7.9	6 2 0	3 2 0	7 4 0
Mohave	7	8	0	0.467	275	18.3	338	22.5	-4.2	3 4 0	1 4 0	4 7 0
St. Charles	6	9	0	0.4	229	15.3	264	17.6	-2.3	5 2 0	1 4 0	4 7 0
Central	W	L	T	Pct	Pts	Ave	Opp	Ave	Diff	Home	Div	Conf
Virden (z)	10	5	0	0.667	318	21.2	286	19.1	2.1	5 2 0	4 1 0	7 4 0
Charleswood	7	8	0	0.467	320	21.3	310	20.7	0.7	4 3 0	2 3 0	5 6 0
Twin Cities	7	8	0	0.467	255	17	271	18.1	-1.1	6 2 0	3 2 0	6 5 0
Erieau	3	12	0	0.2	185	12.3	327	21.8	-9.5	2 6 0	1 4 0	3 8 0
West	W	L	T	Pct	Pts	Ave	Opp	Ave	Diff	Home	Div	Conf
Iowa City (z)	11	4	0	0.733	355	23.7	262	17.5	6.2	5 2 0	5 0 0	10 1 0
Chino	8	7	0	0.533	326	21.7	342	22.8	-1.1	4 4 0	3 2 0	4 7 0
Los Angeles	8	7	0	0.533	312	20.8	303	20.2	0.6	5 3 0	1 4 0	5 6 0
Seattle	2	13	0	0.133	179	11.9	320	21.3	-9.4	1 6 0	1 4 0	1 10 0
ATLANTIC CONFERENCE												
North	W	L	T	Pct	Pts	Ave	Opp	Ave	Diff	Home	Div	Conf
Durham (y)	9	5	1	0.633	364	24.3	301	20.1	4.2	5 1 1	3 1 1	6 4 1
Scarborough (y)	9	5	1	0.633	234	15.6	220	14.7	0.9	5 3 0	2 2 1	8 2 1
Cowtown	8	7	0	0.533	316	21.1	282	18.8	2.3	6 1 0	1 4 0	4 7 0
Sebastian	7	8	0	0.467	330	22	355	23.7	-1.7	5 3 0	3 2 0	5 6 0
Coastal	W	L	T	Pct	Pts	Ave	Opp	Ave	Diff	Home	Div	Conf
Budapest (z)	12	3	0	0.8	311	20.7	230	15.3	5.4	8 0 0	5 0 0	9 2 0
Pickering	7	8	0	0.467	321	21.4	309	20.6	0.8	4 3 0	3 2 0	5 6 0
York	7	8	0	0.467	231	15.4	241	16.1	-0.7	4 3 0	2 3 0	5 6 0
New Jersey	1	14	0	0.067	187	12.5	329	21.9	-9.5	1 7 0	0 5 0	1 10 0
South	W	L	T	Pct	Pts	Ave	Opp	Ave	Diff	Home	Div	Conf
Aurora (z)	15	0	0	1	530	35.3	275	18.3	17	8 0 0	5 0 0	11 0 0
Georgia	6	9	0	0.4	228	15.2	291	19.4	-4.2	3 4 0	2 3 0	5 6 0
South Carolina	4	11	0	0.267	219	14.6	331	22.1	-7.5	4 3 0	2 3 0	3 8 0
Toronto	3	12	0	0.2	266	17.7	358	23.9	-6.1	2 6 0	1 4 0	3 8 0

(z)-clinched division

(y)-clinched wildcard

TOP PASSERS

Rk	Player	Team	Att	Cmp	C%	Yards	In	I%	Lg	TD	TD%	Rate
1	Ryan,M	AUR	533	336	63	4602	12	2.3	86	46	8.6	110
2	Mariota	BRX	379	205	54.1	2936	3	0.8	86	25	6.6	98.1
3	Smith,A	BRH	455	268	58.9	3363	6	1.3	58	20	4.4	91.1
4	Brady,T	YOR	354	201	56.8	2523	5	1.4	75	17	4.8	89.2
5	Palmer,C	TCT	417	236	56.6	2903	9	2.2	75	22	5.3	86.8
6	Carr,D	VV	355	205	57.7	2518	6	1.7	64	14	3.9	85.9
7	Winston,J	SS	499	265	53.1	3267	9	1.8	60	29	5.8	85.5
8	Wilson,R	ICC	416	234	56.3	2960	7	1.7	69	17	4.1	85.2
9	Prescott	CHI	547	342	62.5	3686	13	2.4	69	20	3.7	84.5
10	Luck	MOH	291	165	56.7	2016	7	2.4	75	14	4.8	84.2
11	Brees	DTL	509	285	56	3602	18	3.5	91	24	4.7	79.2
12	Taylor,T	BUD	298	166	55.7	1688	2	0.7	66	8	2.7	78.3
13	Tannehill	TOR	262	152	58	1787	10	3.8	58	11	4.2	76.9
14	Flacco	COW	409	248	60.6	2488	15	3.7	68	17	4.2	76.5
15	Dalton	LAK	514	288	56	3312	21	4.1	79	25	4.9	74.8
16	Rodgers,A	SBE	459	245	53.4	2634	8	1.7	57	16	3.5	74.8
17	Rivers	PIC	413	213	51.6	2787	13	3.1	59	17	4.1	73.8
18	Bradford	NJ	555	351	63.2	2807	14	2.5	64	13	2.3	73.2
19	Cousins	SC	560	307	54.8	3426	18	3.2	81	21	3.8	72.4
20	Wentz	STC	455	246	54.1	2655	10	2.2	57	12	2.6	71.1
21	Roethlisbe	GEO	447	245	54.8	2593	13	2.9	63	14	3.1	70.3
22	Stafford	ERI	484	252	52.1	2585	14	2.9	65	14	2.9	65.3
23	Watson,D	CHP	376	193	51.3	2095	13	3.5	82	13	3.5	65.2
24	Manning	SEA	374	195	52.1	1790	13	3.5	84	8	2.1	58.1
25	Foles	BRX	52	33	63.5	528	1	1.9	59	6	11.5	127.7

KICKOFF RETURNERS

PUNT RETURNERS

Rk	Player	Team	No	Yds	Ave	Lg	TD	Rk	Player	Team	No	Fc	Yds	Ave	Lg	TD
1	Lee,M	ICC	25	808	32.3	101	2	1	Roberts,A	LAK	34	32	443	13	90	2
2	Patterson	MOH	47	1389	29.6	44	0	2	Sproles	STC	18	10	225	12.5	24	0
3	Erickson	CHI	46	1320	28.7	77	0	3	Jackson,A	STC	19	6	206	10.8	87	1
4	Huff	SEA	39	1010	25.9	109	3	4	Crowder	SBE	44	22	430	9.8	82	1
5	Smith-Schu	VV	23	562	24.4	34	0	5	Ervin	VV	28	14	266	9.5	29	0
6	Thompson,D	GEO	33	800	24.2	62	0	6	Hill,T	TOR	30	6	278	9.3	67	1
7	Richard	CHP	32	758	23.7	54	0	7	Lockett	ICC	35	16	322	9.2	71	0
8	Weems,E	NJ	30	698	23.3	40	0	8	Humphries	COW	26	20	230	8.8	18	0
9	Peppers,J	ERI	35	813	23.2	40	0	9	Richard	CHP	47	12	415	8.8	53	1
10	Harris,D	TOR	24	556	23.2	36	0	10	Tate,B	BUD	32	16	276	8.6	41	0
11	Roberts,A	LAK	27	625	23.1	60	0	11	Peppers,J	ERI	41	13	349	8.5	74	1
12	Switzer	PIC	20	457	22.9	50	0	12	Hester	MOH	26	10	203	7.8	19	0
13	Thomas,D	YOR	26	590	22.7	34	0	13	Weems,E	NJ	21	19	159	7.6	14	0
14	Shepherd	BRH	18	407	22.6	44	0	14	Landry	GEO	30	23	223	7.4	18	0
15	Hill,T	TOR	18	407	22.6	38	0	15	Brown,A	TCT	36	20	242	6.7	27	0
16	Tate,B	BUD	26	583	22.4	47	0	16	McCaffrey	CHI	41	10	272	6.6	70	1
17	Whitehead	COW	19	423	22.3	38	0	17	Edelman	AUR	20	6	131	6.6	13	0
18	Clement	SBE	28	575	20.5	54	0	18	Ginn Jr.	SC	28	14	182	6.5	18	0
19	Ginn Jr.	SC	21	417	19.9	61	0	19	Amendola	YOR	34	12	205	6	15	0
20	Smallwood	SS	35	669	19.1	101	1	20	Rogers,C	BRX	36	18	201	5.6	17	0

RUSHING LEADERS								RECEIVING LEADERS							
Rk	Player	Team	Att	Yds	Ave	Lg	TD	Rk	Player	Team	No	Yds	Ave	Lg	TD
1	Johnson,D	BUD	313	1510	4.8	84	6	1	Crabtree	NJ	122	1188	9.7	58	3
2	Freeman,D	PIC	274	1485	5.4	62	10	2	Hilton	DTL	92	1715	18.6	91	16
3	Howard,J	SBE	295	1450	4.9	50	6	3	Cooper,A	VV	88	1336	15.2	64	10
4	Elliott,E	VV	322	1429	4.4	95	13	4	Landry	GEO	88	1063	12.1	63	7
5	Bell,L	LAK	298	1360	4.6	54	5	5	Edelman	AUR	87	1223	14.1	86	21
6	Crowell	NJ	300	1332	4.4	53	7	6	Baldwin	SS	87	1208	13.9	60	13
7	Ajayi	MOH	266	1292	4.9	59	5	7	Hopkins,D	BRH	85	1384	16.3	58	6
8	Hyde,C	DTL	226	1135	5	39	10	8	Evans,M	COW	79	1057	13.4	54	12
9	Murray,D	TOR	305	1130	3.7	39	6	9	Beckham Jr	SS	78	1113	14.3	50	8
10	Hunt,K	SEA	285	1112	3.9	58	3	10	Jones,J	MOH	78	1287	16.5	75	10
11	McCoy,L	GEO	248	1096	4.4	61	8	11	Fitzgerald	COW	77	751	9.8	47	4
12	Stewart	BRH	226	1090	4.8	38	7	12	Brown,A	TCT	77	1158	15	60	11
13	Blount	COW	227	1087	4.8	43	15	13	Adams,D	AUR	76	1503	19.8	53	13
14	Cook,D	STC	209	920	4.4	32	6	14	Diggs	BUD	73	761	10.4	33	3
15	Gordon,M	TCT	201	893	4.4	53	6	15	Davis,C	SC	71	1029	14.5	81	6
16	Fournette	BRX	197	879	4.5	24	10	16	McCaffrey	CHI	69	503	7.3	42	0
17	Miller,L	CHP	223	847	3.8	55	2	17	Thomas,D	BUD	67	824	12.3	66	4
18	Ingram,M	VV	174	836	4.8	55	7	18	Kerley	SC	67	744	11.1	39	4
19	Mathews,R	BRH	138	808	5.9	37	9	19	Cooks	LAK	66	983	14.9	40	11
20	McCaffrey	CHI	179	786	4.4	37	2	20	Nelson,J	ERI	66	898	13.6	65	6
21	Michael	ERI	169	675	4	32	1	21	Olsen	CHI	64	646	10.1	63	4
22	Foreman,D	SS	127	654	5.1	40	1	22	Jeffery	BRH	63	909	14.4	46	6
23	Mariota	BRX	86	628	7.3	43	5	23	Beasley,C	GEO	63	643	10.2	48	5
24	Coleman,T	MOH	110	599	5.4	67	9	24	Ertz	YOR	62	698	11.3	32	4
25	Gore	STC	167	576	3.4	27	4	25	Jones Jr.	CHI	61	1053	17.3	69	10

INTERCEPTION LEADERS								SACK LEADERS				TACKLE LEADERS			
Rk	Player	Team	No	Yds	Ave	Lg	TD	Rk	Player	Team	No.	Rk	Player	Team	No.
1	Rodgers-Cr	DTL	7	46	6.6	34	0	1	Ingram,M	VV	24	1	Ogletree	ICC	136
2	Peters,M	SBE	7	97	13.9	31	0	2	Young,W	AUR	21	2	Mack	SEA	132
3	Jenkins,J	BRH	5	57	11.4	21	0	3	Miller,V	YOR	18	3	Wagner,B	TCT	113
4	Jackson,A	STC	5	129	25.8	48	2	4	Harrison,J	NJ	15	4	Brown,Z	ERI	111
5	Berry,E	VV	5	77	15.4	53	0	5	Beasley Jr	GEO	15	5	Posluszny	SS	111
6	Compton,W	TOR	5	36	7.2	19	0	6	Hunter,D	TCT	14	6	Lee,S	LAK	107
7	Newman	COW	4	96	24	43	0	7	Morgan,D	SBE	14	7	Alonso	CHI	104
8	Watt,T	COW	4	116	29	53	1	8	Murphy,T	DTL	12	8	Alexander	TCT	100
9	Burns,A	BRX	4	60	15	37	0	9	Dunlap,C	SS	12	9	Harrison,J	NJ	98
10	Collins,L	SBE	4	56	14	51	1	10	Garrett,M	ERI	12	10	Timmons	YOR	93
11	Demps	BRH	4	31	7.8	14	0	11	Ogbah	BRX	11	11	Wright,K	NJ	91
12	Worley	SS	4	100	25	61	1	12	Peppers	LAK	11	12	Collins,J	CHP	90
13	Collins,J	CHP	4	46	11.5	21	1	13	Flowers,T	ERI	11	13	Cox,F	ICC	89
14	Brown,Z	ERI	4	19	4.8	13	0	14	Kerrigan	COW	11	14	Orr,Z	AUR	89
15	McLeod	COW	4	83	20.8	41	0	15	Bosa	ERI	10	15	Ramsey	TOR	89
16	Timmons	YOR	4	44	11	43	0	16	Campbell,C	BUD	10	16	Murphy,T	DTL	87
17	Young,T	LAK	4	35	8.8	14	0	17	Orakpo	LAK	10	17	Davis,T	DTL	86
18	Lattimore	SEA	4	56	14	40	0	18	Vernon	SEA	10	18	Jones,D	SBE	86
19	Smith,S	GEO	4	52	13	27	0	19	Ngakoue	STC	10	19	Woodyard	ERI	86
20	Williams,S	TOR	4	68	17	35	0	20	Atkins	YOR	10	20	Vernon	SEA	86

SCORING LEADERS

Rk	Player	Team	FG	XP	2Pt	Run	Rec	Int	KR	PR	Fmb	Sf	Tot
1	Edelman	AUR	0	0	1	0	21	0	0	0	0	0	128
2	Tucker	ICC	27	38	0	0	0	0	0	0	0	0	119
3	Lutz	AUR	17	67	0	0	0	0	0	0	0	0	118
4	Succop	CHP	25	33	0	0	0	0	0	0	0	0	108
5	Catanzaro	BRX	20	45	0	0	0	0	0	0	0	0	105
6	Sturgis	PIC	21	36	0	0	0	0	0	0	0	0	99
7	Hilton	DTL	0	0	0	0	16	0	0	0	0	0	96
8	Dawson	DTL	17	43	0	0	0	0	0	0	0	0	94
9	Folk	VV	19	35	0	0	0	0	0	0	0	0	92
10	Blount	COW	0	0	0	15	0	0	0	0	0	0	90
11	Gonzalez	TOR	20	28	0	0	0	0	0	0	0	0	88
12	Elliott,E	VV	0	0	0	13	1	0	0	0	0	0	84
13	Bailey,D	CHI	17	33	0	0	0	0	0	0	0	0	84
14	Novak	COW	15	35	0	0	0	0	0	0	0	0	80
15	Hyde,C	DTL	0	0	0	10	3	0	0	0	0	0	78
16	Adams,D	AUR	0	0	0	0	13	0	0	0	0	0	78
17	Vinatieri	SS	14	36	0	0	0	0	0	0	0	0	78
18	Baldwin	SS	0	0	0	0	13	0	0	0	0	0	78
19	Gano	YOR	16	25	0	0	0	0	0	0	0	0	73
20	Crosby	SBE	16	24	0	0	0	0	0	0	0	0	72
21	Evans,M	COW	0	0	0	0	12	0	0	0	0	0	72
22	Parkey	BRH	15	26	0	0	0	0	0	0	0	0	71
23	Janikowski	MOH	13	32	0	0	0	0	0	0	0	0	71
24	Santos	GEO	16	22	0	0	0	0	0	0	0	0	70
25	Zuerlein	LAK	10	40	0	0	0	0	0	0	0	0	70
26	Mathews,R	BRH	0	0	1	9	2	0	0	0	0	0	68
27	Sanders,E	BRX	0	0	0	0	11	0	0	0	0	0	66
28	Fournette	BRX	0	0	0	10	1	0	0	0	0	0	66
29	Freeman,D	PIC	0	0	0	10	1	0	0	0	0	0	66
30	Cooks	LAK	0	0	0	0	11	0	0	0	0	0	66

KICKING LEADERS

Rk	Player	Team	FGA	FGM	FG%	40	50	Lg	Pts
1	Tucker	ICC	37	27	73	16	7	56	119
2	Lutz	AUR	22	17	77.3	6	0	49	118
3	Succop	CHP	28	25	89.3	6	1	51	108
4	Catanzaro	BRX	24	20	83.3	2	0	44	105
5	Sturgis	PIC	25	21	84	8	1	51	99
6	Dawson	DTL	24	17	70.8	3	0	47	94
7	Folk	VV	22	19	86.4	6	1	50	92
8	Gonzalez	TOR	29	20	69	6	2	54	88
9	Bailey,D	CHI	24	17	70.8	4	2	50	84
10	Novak	COW	19	15	78.9	5	2	52	80
11	Vinatieri	SS	16	14	87.5	4	0	44	78
12	Gano	YOR	25	16	64	0	0	38	73
13	Crosby	SBE	20	16	80	5	2	54	72
14	Parkey	BRH	22	15	68.2	2	0	48	71
15	Janikowski	MOH	20	13	65	4	1	51	71

PUNTING LEADERS

Rk	Player	Team	No	Yards	Tb	20	Lg	Bk	Ave
1	McAfee	BRX	67	3334	11	24	58	0	49.8
2	Lee,A	MOH	64	3169	9	17	79	0	49.5
3	King,M	TOR	77	3741	7	28	64	0	48.6
4	Morstead	DTL	58	2771	7	23	57	0	47.8
5	Martin,S	LAK	69	3271	12	32	60	0	47.4
6	Hekker	COW	72	3374	1	35	65	0	46.9
7	Nortman	BRH	73	3417	8	20	64	1	46.8
8	Lechler	STC	88	4119	3	38	66	0	46.8
9	Huber	CHP	77	3600	4	25	57	0	46.8
10	Dixon,R	GEO	81	3760	7	28	59	0	46.4
11	Jones,D	YOR	78	3620	4	26	60	0	46.4
12	Anger	ICC	68	3142	3	35	57	0	46.2
13	Bosher	VV	62	2849	3	27	59	0	46
14	Jones,C	TCT	92	4169	4	24	56	1	45.3
15	Berry,J	SS	62	2804	0	20	55	0	45.2



with
Arpin Plunderflunder

FANTASY FREAKZ!

Week 16 Forecast

Week 15 Analysis

It was a week for RBs. **Carlos Hyde** (35FP) led a pack of seven who posted 20+FP: **LeSean McCoy** (29FP); **Jonathan Stewart** (28FP); **Le'Veon Bell** (27FP); **Mark Ingram** (26FP); **David Johnson** (23FP); and **James White** (21FP).

My Smart Play for Week 15, the **York Defence** (12FP), turned in a solid effort, but a lack of turnovers kept it from hitting the jackpot.

It took 15 weeks, but the "battery" of **Eli Manning** (20FP) and **Allen Hurns** (25FP) finally made a statement. Its effect was mostly limited to leagues with 'random' draft features.

The **Seattle Defence** (24FP) ambushed the Convicts and Fantasy Owners this week while "blue chippers" like **Charleswood Defence** (3FP), **Los Angeles Defence** (0FP) and **Scarborough Defence** (0) looked lost. Defence is the most unreliable commodity in this year's Fantasy Leagues.

Josh Lambo (13FP) and **Cairo Santos** (11FP) led all kickers while mainstays like **Ryan Succop** (5FP) and **Caleb Sturgis** (3FP) took a backseat.



Who's Hot?

Jameis Winston (SEB)

19 of 32, 355yds, 4TDs, **31FP**
Emerging as a fantasy darling late in the season with 3 straight 20+ FP games.

Carlos Hyde (DTL)

27 – 158yds, 3TDs, **35FP**
Sat out previous two weeks but has looked like fantasy stud in last 3 starts.

Doug Baldwin (SEB)

8-179 yds, 4TDs, **42FP**
Second consecutive week that he has topped the WR board. THE guy to have at flanker.



Who's Cold?

Carson Wentz (STC)

13 of 24, 148yds, **6FP**
Considering he faced worst defence in league this week, it is a sign to stay away.

Pierre Garcon (SBE)

4 – 39yds, 0 TDs **4 FP**
Not really living up to WR1 status. Luke warm season cooling off in final weeks.

Dez Bryant (CHP)

2 – 18yds, 0 TD, **2FP**
Injuries, age and QB play impacting this former fantasy stud. No TDs since Week 5.

QUESTION OF THE WEEK

It's Week 16 and I am looking for a sleeper for WR3. Who is going to get his chance this week? – Randy (Carlisle, IN)

This is a tough one. Much depends on who is resting and/or sitting. Not easy to read a coach's mind. WR3s who may see more action are Tyler Boyd and Brandon Marshall. True sleepers are hard to peg. Bruxelles may want to look at Chris Godwin. Who knows?

SMART
PLAY



Ben Roethlisberger, QB (GEO): He has been off most of the year but showed signs of the old Ben last week against Bruxelles. He will be taking out his frustrations on the league's worst defence.



AROUND THE



With Spats McChad

NEW YORK – There is something funny going on in the EFL these days; and I am not talking about so-called “parity.” I am only beginning to seriously contemplate what it might be, but I have some ideas. Let’s say that, whatever it is, it’s purpose is deception. I am talking about real unseen forces at work, deliberately setting out to confuse the fans and the bettors as to what is going on and, in turn, what will happen on any given Sunday, from week-to-week, from half-to-half, even from quarter-to-quarter. Whatever the situation appears to be at one moment is turned on its head the next, as if orchestrated with intent to befuddle; to keep us all off balance. About the only thing a fan can count on these days is that Aurora will win and New Jersey will lose – although in one completely unforeseen turn of events the Wrecking Balls did manage to win against the once again fashionable pick to surprise in the Atlantic Conference, the Durham Thunder Lizards.

Durham’s fortunes have shifted once more, this time for the better. Will it last? Who, among the mere mortals who attempt to unravel the threads of action and reaction on the gridiron, really knows? In Week One I famously stood out on a very high ledge and proclaimed to you that the Lizards would *win the Championship*. In Week Nine I infamously backtracked on that earlier confident prediction, submitting to the apparent reality that *Drew Brees* no longer had “it.” While he may not have had “it” at the time I recanted, Brees has certainly found “it” since. Where was “it?” “It” was wherever *Ben Roethlisberger’s* mojo is right now: lost in a deep fold of subconscious time-space, perhaps un-retrievable without the assistance of psychedelic mushrooms or soon-to-be-legal-in-Canada cannabis, both remedies *Big Boob* appears, from his play on the football field, to be trying. Or something other than inner turmoil could be at play.

The volatility of *Drew Brees* and the rapid deterioration of *Big Ben* are just two of the prominent story lines in a season chock-full of oddities and outrages. Oh yes, and awful football. The tempo of play is often choppy; the tone on the field is chippy; and the quality of play is sloppy. But if that was all that was wrong I would not be so perturbed. After all, we managed as a fanbase to survive the 70s of the NFL before the arrival of the West Coast possession passing style of offence changed the focus of the game. It is when lifetime students of the game of football don’t know what they are looking at anymore that I know that something is not quite right. Getting to the root of it is more difficult than one may imagine.

Before you assume that the cheese is beginning to slide off my cracker, know that I am not the only one to perceive something is *different* this year. This week on *EFL on CBS* the broadcast crew reacted like this to Seattle’s *Brice McCain* intercepting a tipped pass and scoring to put the heavy underdog Pilots up 37-7 in the 4th quarter:

Ian Hawk: *“And Brice McCain will take it all the way for another Seattle touchdown! Oh boy! Just when you thought it couldn’t get any worse for the Convicts!”*

Evan Washboard: *“Well, this is just an astounding turn of events here at the Big House, Ian. Who would have thought that the Pilots, with nothing to play for, would come into Chino and lay a beating on the Convicts! Remember, this is a game that Rob Nazar’s crew needs.”*

Ian Hawk: *“Not so fast, Evan! We still have over 7 minutes left to play and you know things can change quickly.”*

Evan Washboard: *“True enough! It’s been that kind of year in the league this year. Anything can happen.”*

Those are just two announcers making impromptu observations in reaction to a surprising event. In the moment they spoke what many fans and commentators are feeling this year – a 30-point lead is not safe with 7 minutes left. But how reliable are their subjective opinions in the heat of the moment? According to the respected **Harry Schultz** of FootballOutriders.Org, it is important to take a step back from making sweeping statements without empirical data to support them. But he does not rule out that something has fundamentally changed in the dynamic of the game this year. In a recent article, he writes:

‘It’s easy to say that quarterback play has dropped off because average passer ratings have fallen significantly. But has quarterback play really fallen, or has something else around the quarterback changed?’ Schultz writes in his most recent article, *Parity or Comedy*. *‘It is premature and without basis to assume that quarterbacks who have experienced several years of success, like Ben Roethlisberger and Eli Manning, have suddenly forgotten how to play the position. In order to arrive at a conclusion, a full analysis must be conducted. And by “analysis,” I am referring not just to “what” happened – that is the easy part – I am also referring to “how” and “why.”’*

Schultz makes a sound point about jumping to conclusions. But by the time he figures it all out we will be into next season and possibly a whole different set of dynamics brought in through rule changes, or the dreaded “points of emphasis” for

officials – the areas of the rules that the league, in its wisdom, desires referees to focus on.

There is nothing worse than “points of emphasis” by the way, and this is where I see the root of the problem. By directing a referee to focus on, for example, head contact; it is as certain as the sunrise that, human nature being what it is, we will see many more head-contact penalties than we should see. While this may or may not be ultimately good for heads, it can ruin the game as some defenders will inevitably get flagged for doing their jobs well. And when the increasingly forensically accurate instant replay demonstrates that the defender, in fact, made contact first with the shoulder, but so violently that it created a whipping action in the neck that caused the helmets to collide, the announcers will invariably acknowledge that it was a “clean hit” while absolving the referees of jumping the gun by reminding us that what the referees saw was in “real time” and that “*that hit will be called every time.*” Well, we all know it’s not called every time – just sometimes, when the referees are recalling their “points of emphasis.”

So, with due respect to **Harry Schultz** and his stats-based analysis, as a “real-time” commentator I must share my views with my readers as they coalesce inside my head without the benefit of a computer algorithm. It seems to me that officiating in the EFL is a complete mess. Instant replay has made it so that I (and many others) don’t know what a catch is anymore. I don’t know what constitutes pass interference either, in live game situations anyway. The rule clearly states ‘**contact by the defender who is not playing the ball**’ that ‘**restricts the receiver’s opportunity to make a catch.**’ We see that on almost every play where the defender is close enough to the receiver to make contact. Sometimes it’s called, sometimes not. It’s a *judgement* call, and therefore beyond challenge. But this “judgement” (or lack thereof) has tangible results on the field that can shift the balance of competition.

As for long-standing, basic penalties dating back to the dawn of the game, it is likely that nobody has ever really pegged down what *holding* is. For decades, however, we all knew it when we saw it. But today, especially this year, there are too many times when it is called that I just don’t see it; and plenty of times when I see it, but it is not called. Take the Swordfish – Corn Kings game at Tillman Field this week as an example. With **TJ Watt** and **Ryan Kerrigan**, arguably the league’s most effective one-two punch blitzing from the linebacker position, bearing down on him, **Jameis Winston** invariably seemed to have all day in the pocket to watch his long routes to **Doug Baldwin** and **Odell Beckham Jr** develop. Not once all game did the blitz get through. On the stat sheet it looked like an off-day for the Cowtown linebackers and a good day for the Swordfish offensive line. But a look at ‘*Total 22*’ reveals clearly that the bar for calling holding on the Swordfish line was abnormally high, so much so that it was never reached. The Swordfish did everything but tackle the Corn Kings pass rushers and nothing was called. On top of that the game saw the disparity in penalty calls reach an almost absurd level, with the Corn Kings getting flagged 10 times for 113 yards and the Swordfish 1 time for 0 yards (off-setting penalties). It was not just *what* was called, but *when* it was called and what was *not* called that turned the tide irrevocably against the home team. In the end, the Swordfish win sets up a much more interesting Week 16 than if they had lost. Money, money, money! It is only the most recent of many examples of curiously-called games.

In fairness to the officials and to the Rules Committee, writing and enforcing legislation for a violent, physical game like football is impossible to get right all of the time. Mistakes will happen. Things will get missed or mistaken due to improper viewing angles or distractions. And, unfortunately for the refs, when those things get missed or mistaken there are dozens of different camera angles that expose those errors in agonizingly accurate slow motion. But taking refuge in the “human error” excuse, in my view, adds to the plausible deniability for the designers of any conspiracy that may or may not exist to create an ‘*entertainment environment*’ designed to keep fans focused on the contests, not necessarily to “fix” games.

“Points of emphasis,” constant tweeking of the rules to “clarify” the rules, human nature and human error all seem to be conspiring to produce a game that nobody understands any longer and, in most cases, cannot predict. It is as if the game has been taken out of the players’ hands in all but the most lop-sided mis-matches.

With so much money on the line for both the league and the networks, it would be naïve to think that there is no interest in keeping viewers locked onto the TV as long as possible. Or no interest in keeping betting spreads unpredictable. Make no mistake, making money is more important than integrity for most of the people in a position to make money off of this sport. An over-legislated environment makes it much easier for the league to “manage” the game from an entertainment perspective. This is done through “points of emphasis” given to the referees and video “reviews” – increasingly controversial reviews – with a view to prop up a team on the verge of collapse or to give a slight boost to a quarterback losing confidence because of all the non-calls of what would have been defensive pass interference.

So, here I am postulating that a conspiracy exists, at the highest levels of the league, to keep you and me guessing and glued to the TV. No doubt, somebody (likely **Peter Prince**) will attack my view and marginalize it as a “conspiracy theory.” But I don’t care about that sort of attack any more. I am wealthy enough to weather any professional jeopardy and, on a personal level, having to backtrack on my prediction for a Durham championship then having to backtrack on that prediction only to return to a position somewhere in-between is humiliating enough that my reputation cannot take much worse of a hit, in my own personal opinion.

THE TIDE

In the rare category of “no-surprise” – the one area we are supposed to rely on for a feeling of gravity when everything else is up in the air – the Aurora Mustangs demolished the Mohave Hellfire, 42-17 at The Fiery Depths. Ho-hum. **Matt Ryan** is making quarterbacking look easy when most quarterbacks are struggling. In keeping with my belief that the EFL is becoming more entertainment than sport, I believe this is part of the league’s “hero plan” – to set up a focal point against which all other quarterbacks will be measured. The question is whether or not Ryan is a straw man to be taken down at the critical moment, or a legitimate MVP candidate who will live up to his season-long reputation and establish an iconic status in league lore. He has already established a

as a Gale Sayers Trophy winner; but is he ready to rise to the next level?

Whichever it is, Aurora coach **Rich Liotta** is taking full advantage of his quarterback's magic hand. The Mustangs' coach attacked the Hellfire with a typically aggressive game plan; one that included deception, an onside kick in the 1st quarter with a 14-3 lead, and a 4th down gamble at the Hellfire 48 when his team was up 21-3. All of these moves worked, except the 4th down gamble; which led to Mohave's first touchdown and a momentary pause in the Liotta-directed slaughter. But in the end, it didn't matter; Aurora went on to dispatch Mohave with ease. As for the gamble, one may question the entire premise that going for it on 4th & 3 near mid-field is really a gamble when the Mustangs do it. When a team plays over the heads of mere mortals, the rules are completely different.

THE EBB

The dark side of the "sure thing" in 2017 is New Jersey. With the Excaliburs needing a win to stay in the race for a wildcard berth they could not have had a better draw in Week 15 than the Wrecking Balls. As tentatively expected (with all of the usual "anything can happen" caveats) the league's hard luck team did not disappoint. They failed to produce a touchdown against the Excaliburs for the second time in two meetings and looked confused for long enough on defence to allow a pair of York touchdowns in the 2nd quarter. **Tom Brady** faced 3rd and 1 twice, once on each of those two touchdown drives and, with the Balls in a nickel defence and the Swords in a two tight-end set, converted with ease on a pair of short passes. Yes, you read that right: New Jersey was in a nickel and York was in a two tight-end set and the key plays to convert were short passes. Good thing Brady is still accurate at short range. No wonder the Wrecking Balls and Excaliburs are where they are, although York can still make the playoffs somehow. The 17-3 final score was indicative of both the one-sidedness of this contest and the total lack of anything exiting happening.

AROUND THE EFL

In the mushy middle of the league, the race for the final two wild card spots, one in each conference, got very exciting thanks to some major choking action by the front-runners.

At Tillman Field in Cowtown the Corn Kings squandered an opportunity to clinch a wildcard berth by whiffing on 10 tackles and simultaneously failing to generate any pressure on Swordfish quarterback **Jameis Winston** or cover his receivers in a 38-24 Sebastian victory. **Doug Baldwin** had a crazy day, catching 8 passes for 179 yards and 4 touchdowns. This is impressive enough on its own, but given that the Corn Kings had him double-covered for half of it, his effort reaches elite level. The Swordfish can now sneak into the playoffs with a win against Durham coupled with a Cowtown and York loss in Week 16. Not the best odds, but pretty good for a team many thought would fall through the floor of the hard knocks North Division.

The Blue Eagles continued to spiral downward, falling 28-9 to their main North Division rival Durham, at Bluffs Stadium. The sellout crowd, the first in Scarborough this late in the season since a Week 15 tilt against Gwinnett in 2012, turned ugly early, reacting to the sight of **Carlos Hyde** gashing the Eagles' defence on the game's opening touchdown drive. Much more of the same followed, as Coach **George Kaldis** kept shoving Hyde at the off-balance Scarborough defenders with great effect. Hyde finished with 158 yards rushing and 3 touchdowns, his best outing of the season. With both **Landon Collins** and **Marcus Peters** sitting out this game, the Scarborough defence tried to compensate for their missing all-pros by deploying a fifth DB and paying due attention to Durham's top gun, **TY Hilton**. But the Lizards' superstar was barely looked at on this day, getting only 3 targets from **Drew Brees**, who, for his part, attempted a season-low 20 passes. Winning in trenches is a wrinkle we have not seen from Durham in a few years. If they can keep the ground game going they are going to be tough to stop for anybody.

Speaking of ugly, the Convicts experienced one of the worst thrashings of their existence at the hands of the lowly Pilots, 37-13 at the Big House. With the tie-breaker advantage over LA as a result of a series sweep, all Chino had to do was beat the worst team in the league, at home, to ensure an advance to the wildcard. But, *noooooo*...with starting corners **Leodis McKelvin** and **Johnathan Joseph** both out **Eli Manning** and **Allen Hurns** caught the undermanned but still dangerously cocky Chino secondary napping. They teamed up for two touchdowns and Eli threw another to some guy named **Mack Hollins** to give him his first ever three-TD game as a Pilot. This was one of those games where the home field was actually a disadvantage for Chino. After Eli threw his second TD pass to make it 17-7 Seattle, the genuine convicts in the stands at the Big House started acting out. Along with the usual synchronized mass toilet flush and throwing of food, every form of bodily fluid and waste was expelled from the bodies of approximately 3,000 prisoners and thrown towards the field accompanied by hissing and catcalls. While this behaviour by the prisoners is not unheard of at the Big House, the fact that many of the regular fans joined in distinguished this riot from others. It certainly rattled **Dak Prescott**. The first-year starter had his worst day of the year, throwing 3 interceptions, fumbling twice and getting sacked 6 times while only throwing for 210 yards.

Fighting for playoff position with Chino and having an outside shot at the West Division, the Knights failed to get it done at Joe Ferguson Stadium, dropping a 31-7 decision to the Cubs. This was simply a case of the wrong **Andy Dalton** showing up, rather than a show of force by the Cubs. The home team took full advantage of Dalton's four – count 'em – *four* interceptions. These errant throws were turned into a combined 149 return yards and a touchdown. It's not as if Andy was making any good plays either. He completed just 12 passes in 30 attempts for 112 yards and no touchdowns. His game day QB rating was a pathetic 11.4. The big win clinched the division for the Cubs but, strangely, for Coach **Deron Redding** the focus of the post-game was on his kicker **Justin Tucker**, who missed 3 of 4 field goal attempts. I don't know what he expected when he made the trade with South Carolina for the league's 21st ranked kicker in 2016. If anything, Tucker has improved on his 54.5% field goal rate, hitting on 73% this year.

BUG THE BOOKIE!

JIMMY THE GEEK GIVES YOU HIS PICKS FOR
WEEK SIXTEEN EFL ACTION

Your source for fantasy and on-line betting solutions



RECORD VS THE SPREAD AFTER WEEK 15:

111-62-7

PLAYOFF PICTURE AT A GLANCE



Jimmy's WEEK SIXTEEN PICKS

GAMES TO WATCH

SEBASTIAN @ DURHAM (line – THUNDER LIZARDS by 7)

INJURIES: **Sebastian** – Isa Abdul-Quddus (PROBABLE), Budda Baker (QUESTIONABLE), Justin Simmons (OUT), Wendell Smallwood (OUT), Delvin Breaux (IR), Shariff Floyd (IR); **Durham** – Jalen Collins (PROBABLE), Elvis Dumervil (PROBABLE), Kam Chancellor (DOUBTFUL), Dominique Rodgers-Cromartie (DOUBTFUL), Eric Rowe (OUT).

This is one of the pivotal match-ups that will shape the playoff picture in the North Division and in the Atlantic Conference. In the only division still up for grabs in the final week, the Thunder Lizards can grab the crown with a win here. It is that simple – they own the tie-breaker over the Blue Eagles by virtue of their convincing victory last week and have clinched a wildcard berth at least. Although currently occupying last place in the North, the Swordfish are not out of the playoff picture. They can swim into the second wildcard spot with a win here and a Cowtown and York loss. A loss and they are out of the picture. With so much riding on this game the Thunder Lizards have to be concerned about the state of their secondary going up against the deadliest one-two punch at wide receiver in the league: Odell Beckham Jr and Doug Baldwin. The pair have proven tough to stop even when they get the attention they deserve and that success has given Jameis Winston the confidence he needs to stand in the pocket. On the other side,

the Lizards have been carefully nurturing Kevin White back to health with hope that he will be able to attract attention away from TY Hilton. The Swordfish secondary, under-manned to start, has their own injury question marks at safety. Drew Brees has not thrown an interception in three games. Expect this to be a major-league shootout with the vet eking out a close win. **PICK: SEBASTIAN**

SCARBOROUGH @ COWTOWN (line – CORN KINGS by 3)

INJURIES: **Scarborough** – Cordy Glenn (QUESTIONABLE), TJ Yeldon (QUESTIONABLE), Ra'Shede Hageman (OUT); **Cowtown** – Robert Ayers Jr., (PROBABLE), Tom Johnson (QUESTIONABLE), Derrick Carrier (OUT), Aaron Colvin (OUT), Steve Smith Sr., (OUT).

The Corn Kings control their own destiny; they are in with a win and possibly even with a loss. But a loss will put them in a very precarious spot, as they lose the tie-breaker against each of the three teams behind them. The Blue Eagles need to win and hope the Swordfish pull off an upset in order to reclaim the division. They have, at worst, a wildcard berth as a consolation prize for losing the division and reward for starting the season strong. But their last five games have been a calamity, with their only win in that stretch coming against hapless New Jersey. Aaron Rodgers has been somewhere between mediocre and awful in those four losses and there is not a lot of optimism that he will turn things around against the Corn Kings – a team that has been inconsistent on defence but contained him well in their last meeting. Both teams are reasonably healthy, but with the Scarborough secondary once more intact the loss of Steve Smith could hurt. Rumours abound that Jimmy Garoppolo will get the start for Cowtown, but it is hard to believe the team would willingly put its fate in the hands of an inexperienced back-up. Joe Flacco has not been great this year, but he's been better than his counterpart on the Blue Eagles. Expect the Scarborough slide to continue. **PICK: COWTOWN**

CHINO @ IOWA CITY (line – CUBS by 6)

INJURIES: **Chino** – Henry Anderson (OUT), Vernon Butler (OUT), Matt Forte (OUT); **Iowa City** – James Conner (DOUBTFUL).

The shock of last week's loss to Seattle has Chino fans and Media still talking and lamenting their fate. Hopefully the players are not similarly pouting and feeling sorry for themselves. If they knock off the Cubs, they are in the post-season. A loss is not fatal either, since they control the tie-breaker over rival LA and can emerge the winner in one of two three-way wildcard tie scenarios. So, the Convicts are still in a better position than most. But they must get past the Cubs on the road and that is the hard part. Iowa currently sits in the no.2 seed, but they can claim the no.1 seed with a win and a Bruxelles loss. Home field advantage throughout the playoffs is nothing to sneeze at and the habitually healthy Cubs are not in need of resting their starters. This is shaping up to be a classic western showdown between two traditional, very opposite rivals who do not care for one another. But getting a sure handle on which version of each team will show up on game day is a challenge. The Cubs are coming off a big win and have been the better team overall, but when they slip, they fall. The Convicts, meaner by nature, will cheat if they have to. **PICK: CHINO**

GAMES OF NOTE

TWIN CITIES @ VIRDEN (line – VIOLATORS by 6)

INJURIES: **Twin Cities** – Jake Brendel (OUT). **Virden** – Derek Carr (PROBABLE), Jared Cook (QUESTIONABLE), Vadal Alexander (OUT), Dexter McCluster (OUT), Chance Warmack (OUT), Mario Williams (OUT);

An up and down season in Twin Cities has come down to this: a must-win on the road with a must-look at the out-of-town scoreboard. The Triumph do not have the final say in whether or not they advance. A win by either LA or Chino will eliminate them outright, while losses for both won't help them without a Mohave victory setting up a three-way tie scenario where the Triumph would come out on top with the 5th tie-breaker. These long odds will not deter the Triumph from giving it all they have. Their important players are healthy and primed by their coach for competition. If they are to go down, they will do so in a blaze of glory, which would be more impressive if they could do some real damage in the process. The Violators have won the Central Division and cannot move up or down in the seeding, so they cannot be harmed, except physically. Given their injury history, they may be inclined to rest a few of their key players. Although Derek Carr is listed as 'probable,' the Violators may opt to give rookie Patrick Mahomes II another turn at the wheel after he showed flashes of gamesmanship in a thrilling win over Erieau last week. Of course, he also looked lost at times, which is to be expected when a raw rookie enters a game in an emergency without the benefit of first team reps. With Virden switching to auto-pilot for the right reasons, expect to see the "old" Triumph one more time. **PICK: TWIN CITIES**

BROOKLIN @ MOHAVE (line – HAWKS by 3)

INJURIES: **Brooklin** – Stephon Tuitt (PROBABLE), Larry Warford (DOUBTFUL), Rob Gronkowski (OUT), Ryan Mathews (OUT), Manti Te'o (IR); **Mohave** – Darrelle Revis (QUESTIONABLE), Andrew Luck (OUT), Andy Lee (OUT).

In what might be the last game played at The Fiery Depths the Hellfire have more than a snowball's chance in Hell of making the post-season. Not much more, mind you, but at least they are still alive in the season's final week; a feat the franchise has not accomplished since the Mustangs were the Thundersnow. In keeping with the near total dearth of luck for this team, however, the

real Luck is listed as 'out' for this game. Meaning that, in the most important game they have played in a decade, Mohave will be forced to ask the underwhelming Connor Cook to lead them. Maybe that snowball stands a better chance actually. The Hawks have nothing tangible to play for, being locked into the first wildcard berth and hosting one of four possible opponents next week. They enter the contest with just Randall Cobb and FB, Jerome Felton backing up Jonathan Stewart at RB. Ryan Mathews is out. The injury history of the backfield is making fans nervous about the starter's durability in a ground-and-pound game plan. Expect the Hawks to take flight in the passing game against a suspect secondary that might be missing Darrelle Revis. **PICK: BROOKLIN**

ERIEAU @ CHARLESWOOD (line – PATRIOTS by 10)

INJURIES: Erieau – Deshawn Shead (PROBABLE), King Dunlap (OUT), Charcandrick West (OUT); **Charleswood** – Leon Hall (PROBABLE), Harlan Miller (PROBABLE), DeShaun Watson (QUESTIONABLE), Leonard Johnson (OUT), Vance McDonald (OUT).

The Pats are another long shot to make the post-season. They need to win and Twin Cities, Chino and LA all have to lose, which would produce a tie-breaking scenario with Chino (and possibly Mohave) that they would win on conference record. The last time these teams met it took a Jalen Richard punt return for a TD to put the Cadillac away. It was not exactly a festival of offence that day for either team. So, it is curious that the line would hit double-digits, unless Vegas knows something about sack-dummy Blake Bortles that I don't. It could be, as well, that confidence in the 'Cadillac Attack' (the joining of two mutually exclusive terms amuses me) remains low despite a breakout performance in a losing effort last week against Virden. It might have been one of those rare "happy days" for the much-maligned Erieau offence; or a sign that Matt Stafford is finally coming around 14 weeks too late. **PICK: ERIEAU**

LOS ANGELES @ SEATTLE (line – KNIGHTS by 2)

INJURIES: Los Angeles – Earl Mitchell (OUT); **Seattle** – DJ White (QUESTIONABLE), Josh Huff (OUT), Pernell McPhee (OUT), Rakeem Nunes-Roches (OUT), Scooby Wright III (IR).

The shock waves in the wake of Seattle's blasting of Chino last week are resonating in this curiously narrow Vegas spread. A season of futility apparently wiped out of the experts' memory banks with one good showing has made me highly suspicious. Count me out of the group that will flock to the Pilots because of what Eli Manning and Allen Hurns did one day to the Chino secondary. The Knights are another kind of defensive animal – one that regards Eli as prey. The main concern for LA is that Andy Dalton will go rogue again and start throwing it to the wrong team. The Pilots have assets that can inflict damage on a quarterback who goes through alternating "phases" of recklessness and brilliance. This is why the Knights are not going to mess around with their quarterback – they are going to use Le'Veon Bell to his fullest potential in this one – moving the ball methodically and, yes, slowly, while relying on the 'Blue Shield' to stomp out any threat from Eli and Kareem Hunt. LA is in with a win and a Chino loss. Expect them to do their part.

PICK: LOS ANGELES

BUDAPEST @ YORK (line – NORTH STARS by 2)

INJURIES: Budapest – Stefon Diggs (PROBABLE), Bennie Logan (OUT), Kyle Long (OUT); **York** – Mike Williams (OUT).

York is one of those teams that just sort of hung around this year and now they have an opportunity to continue playing past their 'Best Before' date. They are remarkably healthy for so late in the season and they are coming off an un-taxing win over the Wrecking Balls that followed a shockingly one-sided thumping of the Cubs. The Swords are suddenly the "sexy" pick to fill out the playoff bracket, with a few prominent pundits predicting a Tom Brady-led miracle march to the final in a year when Camelot hosts the Gale Sayers Game. It's a great story line, but one of pure fiction and wishful thinking. The North Stars are notoriously stubborn about losing, even when a win isn't necessary. That doesn't mean they will throw a fragile Brian Hoyer onto the field for the sake of another 'W,' but they won't be taking any plays off. On top of that, it is not enough for York to win – both Cowtown and Pickering must also lose and the Spartans are playing the lowly Wrecking Balls. The first time these teams met was not perhaps as fair a test as this one to come: Dwayne Washington became the lone running back standing after Derrick Henry went down in the 1st quarter and was not up to the job. Tom Brady was on his own. This time Tom will have more support and more motivation. **PICK: YORK**

NEW JERSEY @ PICKERING (line – SPARTANS by 12)

INJURIES: New Jersey – Chris Boswell (PROBABLE), Sam Bradford (PROBABLE), Ken Crawley (QUESTIONABLE), Michael Crabtree (OUT), Alan Cross (OUT), Isaiah Crowell (OUT), Shareece Wright (OUT); **Pickering** – Jacquizz Rodgers (PROBABLE), Tyvon Branch (OUT), Derek Wolfe (OUT), Xavien Howard (IR).

The Spartans have lost two in a row, with the last loss a heartbreaker that would have put them in the driver's seat for a playoff berth had it ended differently. Now they need to win and get some help to move on. Beating New Jersey will not be the hard part. The Wrecking Balls now have losing in their heads and their three best contributors on offence are either ruled 'out' or, in Sam Bradford's case, battling unspecified minor ailments that have the potential to hamper his performance – as if it can withstand any more hampering. It really has been a year to forget for Springsteen's crew and they get to finish it off with Alfred Blue starting at running

back and Will Fuller V face-to-face with ‘Pacman’ Jones. May as well start Jared Goff too. **PICK: PICKERING**

HOLIDAY LEFTOVERS

BRUXELLES @ ST. CHARLES (line – BOMBERS by 4)

INJURIES: **Bruxelles** – Chester Rogers (PROBABLE), Matt Kalil (QUESTIONABLE), Terrell Suggs (QUESTIONABLE), Muhammad Wilkerson (QUESTIONABLE), Josh Kline (DOUBTFUL); **St. Charles** – Travis Benjamin (DOUBTFUL), Zach Line (OUT).

The Bombers can lock up the no.1 seed in the Pacific Conference with a win, or a Cubs loss. So, why is this meaningful game a “leftover?” Because the Bombers are their Conference’s version of the Mustangs – stoppable only when they stop themselves as they did last week – and the Chargers a team looking past this game to the draft. While Marcus Mariota and Leonard Fournette tag-team each other putting the boots to the St. Charles defence, Carson Wentz will be handing the ball off to Dalvin Cook and Frank Gore and taking his time doing it just to get off the field sooner. Not that the Chargers won’t “try” to win – they just won’t try very hard and could well faint at the first sign of blood. Although it has been a wacky year, some things still seem inevitable. **PICK: BRUXELLES**

TORONTO @ GEORGIA (line – GLADIATORS by 5)

INJURIES: **Toronto** – Corey Linsley (PROBABLE), John Simon (DOUBTFUL), Jonathan Allen (OUT), Su’a Cravens (OUT), Trent Cole (IR); **Georgia** – DJ Hayden (PROBABLE), Reuben Foster (DOUBTFUL).

Although this game means nothing in the playoff picture, it means something to the Wolverines, who seem hell bent on finishing out of the basement in the South. One has to admire their competitive moxie but it will take more than a game effort on their part to lure viewers who haven’t wagered on the outcome. That’s the great thing about sports betting and fantasy sports: it keeps a segment of the fanbase interested in games like this one. The Gladiators are in the same irrelevant position as Toronto, but it is more embarrassing for them given the pedigree of their players and their success last season. Picking apart what went wrong for the Glads won’t be difficult; figuring out why will be. Anyway, the pressure is now off “Georgia’s Team.” Watch them deliver. **PICK: GEORGIA**

AURORA @ SOUTH CAROLINA (line – MUSTANGS by 12)

INJURIES: **Aurora** – None; **South Carolina** – Jude Adjei-Barimah (OUT), Keenan Allen (OUT).

It’s almost over for the Regulators. But before their painful season finally comes to an end they must take one more whipping from the league sadist. It’s a bit cruel when one thinks about it. But at least the Regs get to share the stage with the Mustangs when they finish off their historic achievement of being the first team in pro football history to put together two perfect regular seasons. When trivia buffs ask 20 years from now who the Mustangs beat to set the perfect season record the answer will be: the South Carolina Regulators. it’s one way to become immortalized. That, and being the last victim of a serial killer – the one who got the psycho caught. The big question for the line is: will the Regs at least make a game of it? I’m putting my money on “no.” **PICK: AURORA**



CHANNEL
ANCIENT HISTORY
CHANNEL
PRESENTS

This Week in EFL History
With Professor
Sterling Smitherman

FROM THE EFL ARCHIVES – By Week Fifteen of the 2011 EFL season it was abundantly clear to any objective observer that the Corn Kings were for real. Yet after they had dumped Durham 27-17, at Jurassic Park, to bump their record to 13-2, a local reporter asked *Joe Flacco* how it felt to “upset” the Thunder Lizards. That would be the same Thunder Lizards who were in danger of missing the playoffs completely after said loss to the Corn Kings. Oh yes, and *Tim Tebow* ran another bootleg for a TD in the loss to steal the headlines yet again. The media then, as now, was mad.

Under the gun now, *Aaron Rodgers* and the Blue

Eagles temporarily shut down the boo-birds with a sound thrashing of the Regulators, on the road, by the score of 31-17. Coupled with Gwinnett’s routine 20-10 besting of the Garland Mustangs, this set up a winner-take-all Week 16 battle for the South Division crown.

It had been a difficult season for the Cubs to this point. But when *Michael Spurlock* returned a kickoff 96 yards to take the lead over Death Valley with 6 minutes left; and *Jairus Byrd* and *DeAngelo Hall* held off a *Drew Brees* rally with a pair of interceptions to preserve a 34-27 win; they found themselves, at 6-9, in a wildcard spot with just one week left.

The wildcard battle in the PAC was now down to York and Iowa City after the Convicts knocked themselves out of the race with a pathetic offensive effort in a 13-7 loss to the Knights. The ‘Mutt & Jeff’ combo of *Cam Newton* and *Jay Cutler* at QB ensured that one of the best versions of the ‘Lockdown Crew’ ever fielded was totally wasted in 2011.

A clearly distracted Spartans team survived a pesky challenge from the stagnant Markham North Stars, hanging on for a 17-14 win. It might have been a different story without *Ray Edwards*’ 4 sacks, 4 hurries and 3 forced fumbles.